

## PD-C 360/24 Slave

**Item number**      **GTIN**  
 EP10055386      4015120055386

Ø 24 m	360°	ON/OFF	IP20
--------	------	--------	------



### Product description

- "Slave" presence detector for extending the field of detection of a "master" presence detector with **360° field of detection** for ceiling mounting
- **range of up to 24 m** in diameter as a cost efficient system upgrade with up to 10 additional extensions
- Ideal for use in **areas with ceilings of up to 10 m**, such as sports halls, warehouses etc.
- Connection of the "Slave" detector to many presence detectors of the PD-C series possible

### Technical data

#### GENERAL

Device category	Ceiling-mounted presence detector
Included in delivery	Includes lens mask
Product information	Mounting position: Keep a safe distance of 5 m from radio antennas (e.g. WiFi access points).
Remote controllable	-
Conformity	CE, EAC, RoHS, SundaHus, WEEE
Warranty	5 years

#### ATTACHMENT

Installation type	Flush-mounted/Device socket Ø 68 mm
Installation position	Ceiling
Installation dimension	Installation depth: 24 mm, Ø 60 mm
Type of connection	Push terminal
Connectable wire cross section	1,5 - 2,5 mm <sup>2</sup>

#### HOUSING

Dimensions	Height/Depth 70 mm, Ø 108 mm
Weight	130 g
Material	UV-stabilised polycarbonate
Protection type	IP20
Permissible ambient temperature	-25 °C...+50 °C
Relative humidity	5 - 93 %, non-condensing
Colour	white, similar to RAL 9010

#### ELECTRICAL VERSION

Control system	ON/OFF
Protection class	II
Nominal voltage	230 V AC / 50 Hz
Power consumption	0,3 W

#### SENSORS

Detection angle	360°
Detection range diagonally	Ø 24 m
Detection range head-on	Ø 11 m
Detection range presence	Ø 8 m
Field of detection	up to 453 m <sup>2</sup>
Recommended installation height	3 m
Max. mounting height	10 m
Light measurement	none

#### CHANNELS (LIGHTING / HVAC)

Push button input HVAC	-
Slave input	✓
Constant light control	-
Channel	<b>C1</b> Lighting
Function	Not relevant
Switch contact	Bus system
Push button input	-
Impulse mode	-

### Factory settings

## PD-C 360/24 Slave

<b>Item number</b>	<b>GTIN</b>
EP10055386	4015120055386

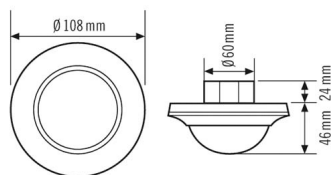
<b>GENERAL</b>	
Sensitivity	100 %
<b>CHANNELS (LIGHTING / HVAC)</b>	
Channel	C1 Lighting

Operating mode	fully automatic
Level of brightness/switching threshold	400 lx
Switch-off delay time	5 min

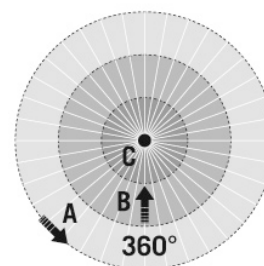
### Accessories

Product designation	Item number	Product description	GTIN
<b>Cover</b>			
COMPACT COVER SET 24/32 SR	EP10425431	Cover set for COMPACT series, 24 m/32 m, consists of cover and design ring, silver	4015120425431
COMPACT COVER SET 24/32 BK	EP00007491	Cover set for COMPACT series, 24 m/32 m, consists of cover and design ring, black	4015120007491
<b>Electrical accessories</b>			
FILTER 230 V	EP10426988	Filter for suppression of inductive loads, such as relays, contactors, fluorescent lamps and transformers	4015120426988
<b>Mounting</b>			
COMPACT MOUNTING BOX IP20 SM WH	EP10425370	Surface-mounted box for COMPACT series, IP20, white	4015120425370
COMPACT MOUNTING BOX IP20 SM SR	EP10425387	Surface-mounted box for COMPACT series, IP20, silver	4015120425387
COMPACT MOUNTING BOX IP54 SM WH	EP10425905	Surface-mounted box for COMPACT series, IP54, white	4015120425905
COMPACT MOUNTING BOX IP54 SM SR	EP10425912	Surface-mounted box for COMPACT series, IP54, silver	4015120425912
MOUNTING SET IP20 FM 62 WH	EP10425929	Recessed ceiling mounting set includes installation bracket and dust-protected box, 62 mm	4015120425929
COMPACT MOUNTING BOX IP54 SM BK	EP10426940	Surface-mounted box for COMPACT series, IP54, black	4015120426940
COMPACT MOUNTING BOX IP20 SM BK	EP10426933	Surface-mounted box for COMPACT series, IP20, black	4015120426933
COMPACT APC MOUNTING BOX IP20 SM WH	EP10426278	Surface-mounted box IP20 for COMPACT APC DALI-2	4015120426278
<b>Protection</b>			
BASKET GUARD ROUND SMALL	EM10425615	Basket guard for presence and motion detectors and smoke detectors, Ø 165 mm, height 70 mm	4015120425615
BASKET GUARD ROUND LARGE	EM10425608	Basket guard for presence and motion detectors and smoke detectors, Ø 180 mm, height 90 mm	4015120425608

### Dimension drawing



### Field of detections



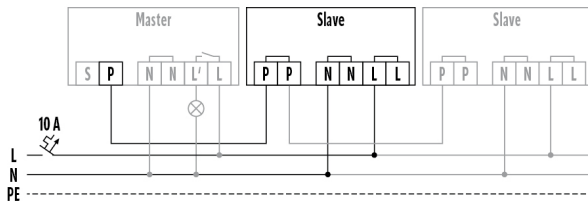
### Detection range

Diagonally (A)	Ø 24 m
Frontal (B)	Ø 11 m
Presence area (C)	Ø 8 m

## PD-C 360/24 Slave

**Item number**      **GTIN**  
EP10055386      4015120055386

### Circuit diagram



Master/slave connection for presence detectors: a maximum of 10 slave devices may be connected to one master.

### Detailed product description

- "Slave" presence detector for extending the field of detection of a "master" presence detector with 360° field of detection for ceiling mounting
- **range of up to 24 m** in diameter as a cost efficient system upgrade with up to 10 additional extensions
- Ideal for use in **areas with ceilings of up to 10 m**, such as sports halls, warehouses etc.
- LED switch-off possible via DIP switches
- Masking of interference sources by reducing sensitivity using DIP switches
- Flush-mounted device as standard
- Surface mounting or recessed ceiling mounting with accessories
- Easily replaceable/paintable cover and design ring (available in silver as an accessory)
- Targeted masking out of areas by means of an enclosed lens mask
- "Slave" detector can be connected to the following presence detectors: PD-C360i/8, PD-C360i/8plus, PD-C360i/24plus, PD-C360i/8 DIMplus, PD-C360i/24 DIMplus, PD-C360i/24 DUOplus, PD-C360i/24 DRY, PD-C360i/8 Dali, PD-C360i/24 Dali